PRODUCT COLLECTION

Garage Doors

Compare glazed, slatted and insulated garage doors, rolling shutters and industrial closures. Choose a face, finish and operating system, then use the opening guide to prepare a project-specific quote.



Trade edition / 2026

Contents

Full-view glass garage doors	**Page 4**
Concealed grille garage doors	**Page 13**
Aluminum sectional garage doors	**Page 19**
Glazed aluminum panel doors	**Page 23**
Insulated steel garage doors	**Page 27**
Industrial sectional doors	**Page 33**
Rolling aluminum doors and window shutters	**Page 37**
High-speed industrial doors	**Page 43**
Transparent retail shutters and grilles	**Page 47**
Shutter profiles and bottom bars	**Page 55**
Sectional door hardware	**Page 59**
Residential rail operators	**Page 62**

Contents

Industrial shaft operators Page 65

Tubular drives and access controls Page 70

Opening measurements and track layouts Page 73

GR-101

Framed glass sectional door

Exposed aluminum rails divide the glazed face into a grid. Specify the frame color and the amount of daylight or privacy needed for the garage.

40 mm door section in the illustrated track layout.

6063-T5 aluminum framing, powder-coated finish and tempered glazing are listed for the glass series.

The panel joint incorporates a pinch-resistant profile. Specify glass color, grid layout and opener when requesting pricing.



Full-view glass garage doors

GR-101

Framed glass sectional door



Warm interior light behind the glazing.



Clear glazing in a broad aluminum grid.

GR-101

Framed glass sectional door



Translucent glass in dark framing.



Wide horizontal lites with a dark center mullion.

GR-101

Framed glass sectional door



Dark glazing in a four-column grid.



A narrow and a wide opening with coordinated glazed grids.

GR-101

Framed glass sectional door



A commercial pair of tall glazed sectional doors.



Frame colors.

GR-101

Framed glass sectional door



Glazing choices. Confirm samples and compatibility with the scheduled opening.

GR-102

Hidden-frame glass sectional door

Glass extends across the exterior face, giving adjacent door sections a continuous appearance. Panel joints remain visible as fine horizontal and vertical lines.

60 mm door panel shown in the installation layout.

Neutral structural glazing adhesive bonds the glass assembly. The series lists 3 mm and 6 mm rear reinforcing ribs.

Available glass looks include white, frosted, translucent black laminate and opaque black laminate.



Full-view glass garage doors

GR-102

Hidden-frame glass sectional door



A double and a single concealed-frame opening share a reflective finish.



Reflective dark glazing with narrow seams.

GR-102

Hidden-frame glass sectional door



Four glazing options for the concealed-frame face.

GR-201

Dark vertical grille

Vertical slats continue across the moving leaf and the surrounding facade. The spacing and finish establish the rhythm of the closed elevation.

Aluminum and high-tensile steel constructions are listed.

Custom opening dimensions, slat spacing and motor selection.

Powder-coated colors can be specified against an RAL reference.



Concealed grille garage doors

GR-201

Dark vertical grille



Sectional leaf lifting behind the slatted facade.



Dark slats set into a smooth residential facade.

GR-201

Dark vertical grille



Flush slats meeting a recessed side opening.

GR-202

Woodgrain vertical grille

A wood-look finish adds warmth to a continuous slatted elevation while the concealed sectional leaf follows the same vertical lines.

Custom woodgrain finishes are available on the grille system.

Coordinate slat spacing, leaf dimensions and adjacent facade treatment on the elevation.



Concealed grille garage doors

GR-202

Woodgrain vertical grille



Warm wood-look slats with the leaf partially open.



Pale woodgrain across a recessed garage opening.

GR-202

Woodgrain vertical grille



Blond vertical slats within a light-colored facade.

GR-301

Insulated aluminum sectional

Broad horizontal aluminum panels create a quiet face with a powder-coated exterior. Insulated sections and EPDM seals address the joints and perimeter.

Two listed sections: 42 mm at 0.53 W/(m²·K) and 67 mm at 0.31 W/(m²·K). These are section U-values. Confirm whole-door performance for the ordered size and glazing.

Six solid and brushed finishes and six wood-look finishes are illustrated.

Select the finish, section thickness, opening size and track layout together.



Aluminum sectional garage doors

GR-301

Insulated aluminum sectional



Pale solid-color sectional.



Amber woodgrain on a flush face.

GR-301

Insulated aluminum sectional



Dark woodgrain with a coordinated pedestrian door.

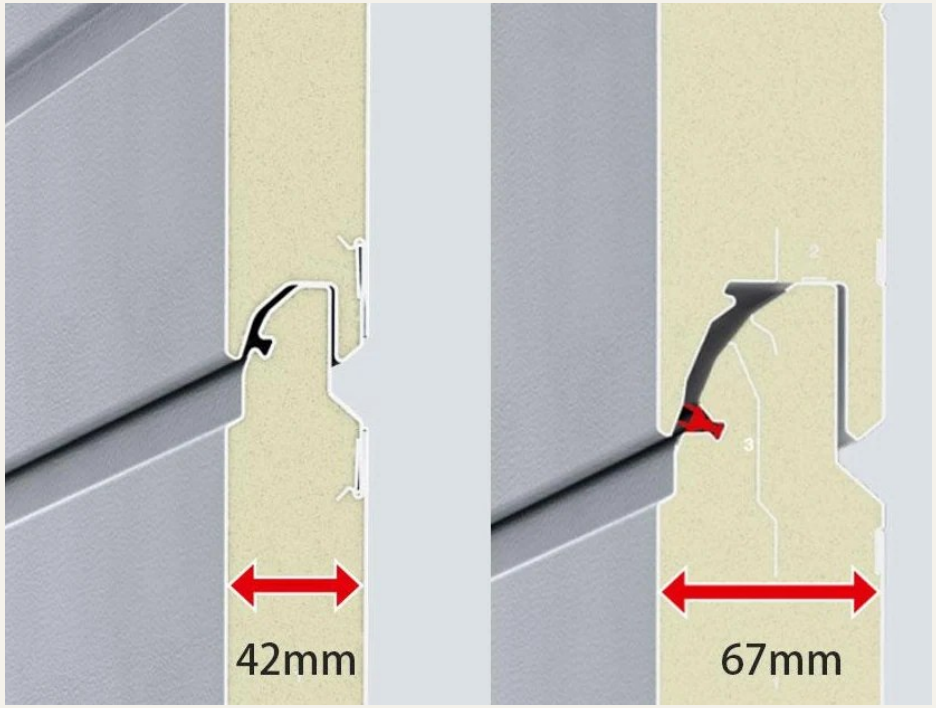

The two insulated section profiles.

GR-301

Insulated aluminum sectional



Six solid or brushed looks and six woodgrain samples.

GR-401

Horizontal vision band

A continuous glass band interrupts an otherwise solid aluminum sectional face. The band can sit high in the door or closer to eye level as shown in the reference elevations.

Confirm the glass layout and desired sightline on the door elevation.

Coordinate privacy, exterior color and the door-to-facade joint.



Glazed aluminum panel doors

GR-401

Horizontal vision band



Narrow high-level glazing.



Dark mid-height glazing.

GR-402

Offset vertical vision lites

Individual horizontal glass inserts stack near one edge of a solid sectional door. The layout can repeat across single and double bays.

Light and dark panel faces are illustrated.

Mark the glazing side and the number and spacing of the inserts on each elevation.



Glazed aluminum panel doors

GR-402

Offset vertical vision lites



Dark panels with offset rectangular glazing.

GR-501

Flush steel sectional

Polyurethane-insulated steel sections form a flush exterior. The illustrated doors combine pale panels with a vertical row of rectangular lites.

Factory-applied exterior coating.

Solid and wood-look finishes are available. Select glazing separately.

This series uses a pinch-resistant sectional joint.



Insulated steel garage doors

GR-501

Flush steel sectional



Twelve steel-door finish references, including three woodgrain looks and a stainless-steel option.

GR-502

Raised-panel steel sectional

Raised rectangular panels and an upper row of divided lites give the door a traditional profile. Woodgrain is also shown with a row of dark top windows.

Insulated color-coated steel construction.

Specify the face profile, top-lite arrangement and finish.



Insulated steel garage doors

GR-502

Raised-panel steel sectional



Woodgrain steel sectional with a glazed top row.

GR-503

Steel sectional with pass door

An integrated pedestrian leaf allows personnel to pass through while the sectional assembly stays closed.

The illustrated assembly combines a pass door and upper windows.

Confirm pass-door position, sill, handing, interlocks and the required access or egress provisions for the project.



Insulated steel garage doors

GR-503

Steel sectional with pass door



Door leaf and handle within the sectional face.



Section joint and hinge detail.

GR-601

Reinforced industrial sectional

Reinforced sectional panels suit loading bays, workshops and large garage openings. Narrow vision lites can be positioned in a horizontal row.

The deep-rib series describes an 800 mm section height and openings up to 12 m wide, subject to engineering and the ordered configuration.

Fine-rib, shallow rear-rib and deep rear-rib versions are shown.

The range mentions fire-door applications. A project requiring a fire rating needs an assembly-specific listing and label.



Industrial sectional doors

GR-601

Reinforced industrial sectional



Repeated white loading-bay sections with small vision lites.



A single dark industrial opening.

GR-601

Reinforced industrial sectional



Three sectional openings with aligned vision windows.



Panel face and rear-rib forms.

GR-601

Reinforced industrial sectional



Bark, orange-peel and 3D grain texture samples.

GR-701

Aluminum rolling garage shutter

The slatted curtain rolls into a head box above the opening. Side guides contain the curtain and leave the ceiling free of horizontal door tracks.

No exposed lift springs or cables are shown.

Inside and outside mounting arrangements depend on the opening. Allow room for the head box and side guides.

Coordinate slat profile, bottom bar, controls and clearances before fabrication.



Rolling aluminum doors and window shutters

GR-701

Aluminum rolling garage shutter



White aluminum shutter on a residential garage.



Dark rolling shutters on adjacent garage bays.

GR-701

Aluminum rolling garage shutter



A compact roller shutter in a masonry reveal.

GR-702

Exterior rolling window shutter

An exterior shutter rolls above the window, with a head box and a vertical guide at each jamb. Partial or full lowering changes the amount of light and privacy.

Aluminum slats in light and dark finishes are illustrated.

Record the window opening, mounting plane, head-box space, guide depth and control position.

For wind, impact or security requirements, request the documentation for the proposed assembly.



Rolling aluminum doors and window shutters

GR-702

Exterior rolling window shutter



Partially lowered white curtain.



Exterior shutter below a projecting canopy.

GR-702

Exterior rolling window shutter



Detail of the curled shutter curtain.

GR-801

High-speed flexible curtain door

A flexible roll-up curtain with a vision band opens quickly between interior work areas. Brush guides and a flexible bottom edge help separate adjoining spaces.

0.75 kW servo drive for the listed configuration, up to 12 m². Listed motor enclosure options are IP54/IP55.

Adjustable opening speed of 0.8–1.5 m/s and closing speed of 0.6–1.2 m/s.

Drive operating range listed as −35°C to +60°C. Confirm site duty, environment and power supply.

An interrupted infrared beam commands reversal. Side brushes and an elastic or fabric-covered bottom seal close the curtain perimeter.



High-speed industrial doors

GR-801

High-speed flexible curtain door



Multiple doors separating production areas.



Red curtain with a clear vision panel.

GR-801

High-speed flexible curtain door

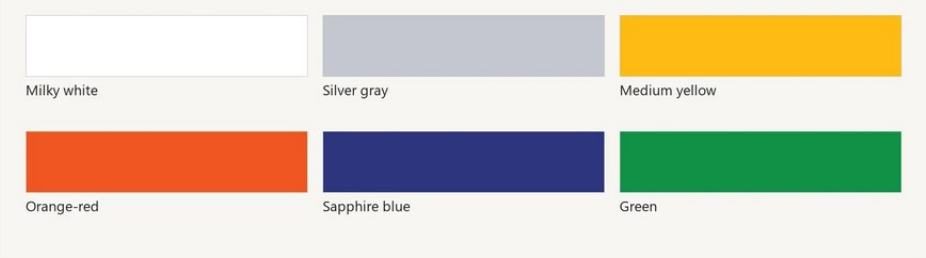

Six curtain colors.



Brush seal inside the side guide.

GR-801

High-speed flexible curtain door



Flexible bottom edge.

GR-900

Transparent retail shutter

A transparent rolling closure secures a retail opening while preserving the view into the space.

Aluminum open-grille, aluminum clear-panel and stainless clear-panel constructions are illustrated below.

Record the storefront width, head details, guide positions and clear opening for pricing.



Transparent retail shutters and grilles

GR-900

Transparent retail shutter



See-through shutters around a corner display.

GR-901

Aluminum open-pattern grille

An open aluminum lattice closes a display opening while maintaining a view into the space. Rectangular and decorative link patterns are illustrated.

Suitable for retail fronts and interior commercial openings.

Specify link pattern, finish, opening width and available space above the opening.



Transparent retail shutters and grilles

GR-901

Aluminum open-pattern grille

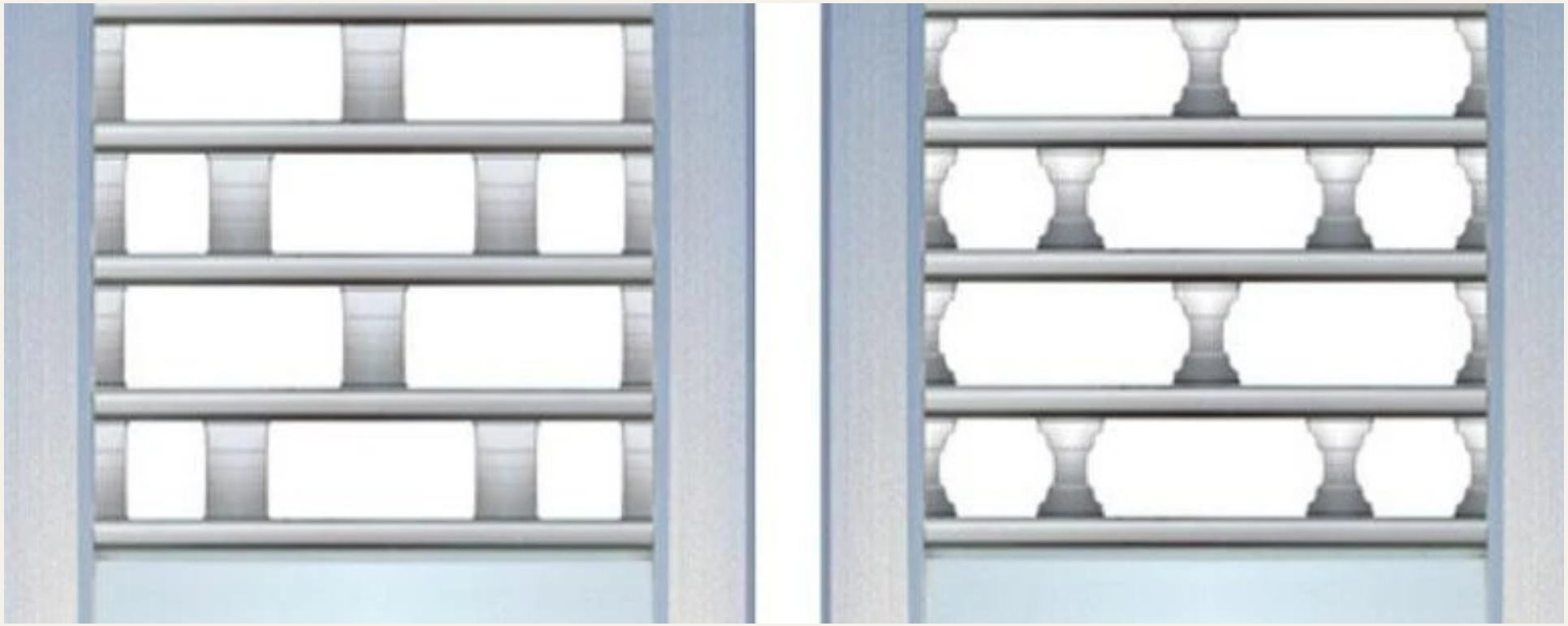

Two lattice link patterns.

GR-902

Aluminum clear-panel shutter

Transparent infill set between horizontal aluminum members keeps a storefront visible when the shutter is closed.

Clear panels and horizontal metal members form the curtain.

Confirm opening dimensions, head-box space and material finish.



Transparent retail shutters and grilles

GR-902

Aluminum clear-panel shutter



Clear infill panel profile.

GR-903

Stainless clear-panel shutter

Stainless horizontal members connect the clear shutter panels. The catalog illustrates the difference in infill connections between this system and the aluminum version.

Commercial applications include shopping centers, banks, airports and transit interiors.

Confirm the specified stainless finish and curtain configuration.



Transparent retail shutters and grilles

GR-903

Stainless clear-panel shutter



Clear infill with stainless connecting details.

GA-101

Side guide profiles

The shutter series offers 60, 70, 80, 90 and 100-series guides. Channel shapes, wall selections and finishes vary across the profiles.

Twelve pictured profiles include white, sand beige, green, yellow, silver and champagne-toned finishes.

The series labels include 1.5 and 2.2 selections on the indicated guides. Match the drawing, extrusion and curtain before ordering.



60 series · pale finish

80 series · sand beige

90 series · green, 1.5

90 series · sand beige, 1.5

90 series · white, 1.5

90 series · yellow, 2.2

90 series · silver, 2.2

90 series · silver electrocoat

90 series · champagne electrocoat

100 series · cover guide, 2.2

70 series · sand beige, 2.2

90 series · sand beige

Shutter profiles and bottom bars

GA-102

Bottom bar profiles

Flat and T-shaped extrusions finish the lower edge of a rolling curtain.

Five illustrated options cover 60-, 80- and 90-series configurations.

The 90-series T-bar is also illustrated in a sandblasted silver finish.



80-series flat bar | 90-series flat bar | 90-series T-bar | 90-series silver T-bar | 60-series flat bar

GA-103

Door and window shutter slats

Select the rib pattern, cross section and finish alongside the side guide and bottom bar.

Eight pictured configurations cover 37-, 50-, 55-, 80- and 90-series profiles.

The 80-series choices include paired ribs with light finishes or woodgrain. A 90-series five-rib polished-look profile is also illustrated.



Shutter profiles and bottom bars

GA-104

Roller-shutter slat finishes

A second profile series pairs colored aluminum slats with an insulated color-steel option.

Nine additional samples illustrate double-rib, four-rib, three-rib and insulated steel profiles.

Finishes include woodgrain, brushed gold, solid colors and textured white.

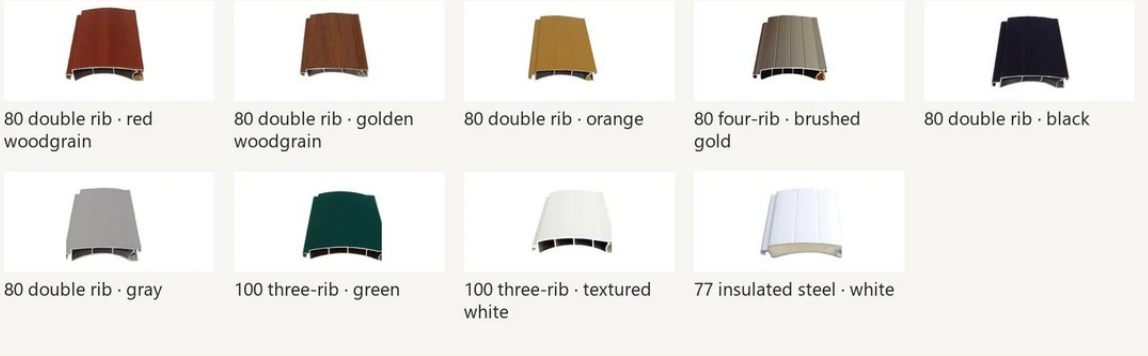

80 double rib · red woodgrain

80 double rib · golden woodgrain

80 double rib · orange

80 four-rib · brushed gold

80 double rib · black

80 double rib · gray

100 three-rib · green

100 three-rib · textured white

77 insulated steel · white

Shutter profiles and bottom bars

GA-201

Torsion, track and hinge set

A sectional hardware set includes drums, brackets, hinges, lift cable and fasteners. The illustrated assembly uses reinforced tracks, nylon-coated bearings and a torsion counterbalance.

Spring-break arrest hardware is available. Specify the compatible counterbalance and door weight.

Pinch-resistant sectional joints and hinges, reinforcement brackets and rollers are shown.

Confirm installation and service requirements for the ordered assembly.



Sectional door hardware

GA-201

Torsion, track and hinge set



Spring and shaft detail.



Roller and curved track.

GA-201

Torsion, track and hinge set



Hinge and section joint.

GO-101

Compact rail operator

Ceiling-mounted rail drive for compatible balanced sectional doors. The illustration shows the operator family.

8 or 10 m² residential door area, paired respectively with the 1.2 or 2.0 mm rail selection. Industrial door use is excluded from this model's table.

Up to 160 mm/s travel. 24 V DC, 60 W motor and 110 VA supply.

Standard lift height 2,400 mm. Listed duty factor 30%.

220 V AC ±10%, 50/60 Hz. IP40 enclosure. Listed ambient range −20°C to +50°C.

433 MHz rolling-code control. Two remotes are listed, with storage for up to 20 and a nominal range up to 80 m. Adjustable speed and soft start/stop.



Residential rail operators

GO-102

Mid-capacity rail operator

Ceiling-mounted rail drive for compatible balanced sectional doors. The illustration shows the operator family.

Listed for residential doors up to 15 m² and industrial door panels up to 8 m².

Up to 140 mm/s travel. 24 V DC, 80 W motor and 150 VA supply.

Standard lift height 2,400 mm. Listed duty factor 30%.

220 V AC ±10%, 50/60 Hz. IP40 enclosure. Listed ambient range −20°C to +50°C.

433 MHz rolling-code control. Two remotes are listed, with storage for up to 20 and a nominal range up to 80 m. Adjustable speed and soft start/stop.



Residential rail operators

GO-103

High-capacity rail operator

Ceiling-mounted rail drive for compatible balanced sectional doors. The illustration shows the operator family.

Listed for residential doors up to 21 m² and heavy-door panels up to 15 m². The illustrated drive is identified at 1,500 N.

Up to 140 mm/s travel. 24 V DC, 120 W motor and 200 VA supply.

The table lists 2,400 mm standard lift. A 2,700 mm lift is also illustrated for this operator. Confirm the rail and travel selection. Listed duty factor 30%.

220 V AC ±10%, 50/60 Hz. IP40 enclosure. Listed ambient range −20°C to +50°C.

433 MHz rolling-code control. Two remotes are listed, with storage for up to 20 and a nominal range up to 80 m. Adjustable speed and soft start/stop.



Residential rail operators

GO-201

Shaft drive · 40 N·m

Shaft-mounted industrial drive with an enclosed gearbox, brake, thermal protection, manual release and hand-chain operation. The image illustrates the operator family.

24 rpm output speed, 300 W motor, 1,400 rpm motor speed. Listed input 220 V at 50 Hz. Confirm the site power and phase.

10-minute listed operating period and nominal mass 12 kg. Housing 100 × 233 × 350 mm.

25.4 mm shaft bore, 6 × 5 × 70 mm key and 28-revolution travel limit. Suggested opening under 20 m².

IP54 enclosure. Listed ambient range −20°C to +50°C. Thermal protection at 120°C.

Choose the mechanical or electronic limit arrangement and compatible controls.



Industrial shaft operators

GO-202

Shaft drive · 30 N·m

Shaft-mounted industrial drive with an enclosed gearbox, brake, thermal protection, manual release and hand-chain operation. The image illustrates the operator family.

32 rpm output speed, 300 W motor, 1,400 rpm motor speed. Listed input 220 V at 50 Hz. Confirm the site power and phase.

10-minute listed operating period and nominal mass 12 kg. Housing 100 × 233 × 350 mm.

25.4 mm shaft bore, 6 × 5 × 70 mm key and 28-revolution travel limit. Suggested opening under 20 m².

IP54 enclosure. Listed ambient range −20°C to +50°C. Thermal protection at 120°C.

Choose the mechanical or electronic limit arrangement and compatible controls.



Industrial shaft operators

GO-203

Shaft drive · 70 N·m, first variant

Shaft-mounted industrial drive with an enclosed gearbox, brake, thermal protection, manual release and hand-chain operation. The image illustrates the operator family.

24 rpm output speed, 400 W motor, 1,400 rpm motor speed. Listed input 280 V at 50 Hz. Confirm the site power and phase.

20-minute listed operating period and nominal mass 12 kg. Housing 100 × 233 × 350 mm.

25.4 mm shaft bore, 6 × 5 × 70 mm key and 28-revolution travel limit. Suggested opening under 20 m².

IP54 enclosure. Listed ambient range −20°C to +50°C. Thermal protection at 120°C.

The two 70 N·m variants have matching published ratings. Confirm the operator interface and ordering selection.



Industrial shaft operators

GO-204

Shaft drive · 70 N·m, second variant

Shaft-mounted industrial drive with an enclosed gearbox, brake, thermal protection, manual release and hand-chain operation. The image illustrates the operator family.

24 rpm output speed, 400 W motor, 1,400 rpm motor speed. Listed input 280 V at 50 Hz. Confirm the site power and phase.

20-minute listed operating period and nominal mass 12 kg. Housing 100 × 233 × 350 mm.

25.4 mm shaft bore, 6 × 5 × 70 mm key and 28-revolution travel limit. Suggested opening under 20 m².

IP54 enclosure. Listed ambient range −20°C to +50°C. Thermal protection at 120°C.

The two 70 N·m variants have matching published ratings. Confirm the operator interface and ordering selection.



Industrial shaft operators

GO-205

Shaft drive · 100 N·m

Shaft-mounted industrial drive with an enclosed gearbox, brake, thermal protection, manual release and hand-chain operation. The image illustrates the operator family.

24 rpm output speed, 600 W motor, 1,400 rpm motor speed. Listed input 380 V at 50 Hz. Confirm the site power and phase.

10-minute listed operating period and nominal mass 14 kg. Housing 100 × 233 × 420 mm.

25.4 mm shaft bore, 6 × 5 × 70 mm key and 28-revolution travel limit. Suggested opening under 20 m².

IP54 enclosure. Listed ambient range −20°C to +50°C. Thermal protection at 120°C.

Choose the mechanical or electronic limit arrangement and compatible controls.



Industrial shaft operators

GO-301

Tubular shutter drive A

A straight tubular drive fits inside the shutter barrel. This is the first of three illustrated body configurations.

The drive family lists 60, 80, 100, 110, 120, 140 and 160 N·m selections; individual capacities must be matched to the barrel and curtain.

The series specifies electromagnetic braking, adjustable limits and noise up to 47 dB under its stated reference conditions.



Tubular drives and access controls

GO-302

Tubular shutter drive B

A tubular operator with a different end attachment is shown as the second configuration in the range.

Confirm the drive head, hand operation, cable routing and selected torque with the shutter specification.

App control, credential-based entry, radio remote and wall control are illustrated for the family.



Tubular drives and access controls

GO-303

Tubular shutter drive C

The third configuration has a larger, shorter body with a different end fitting.

Match the drive to the barrel diameter, curtain weight and intended operating cycle.

App, face-recognition, remote and wall-control compatibility depends on the selected controller.

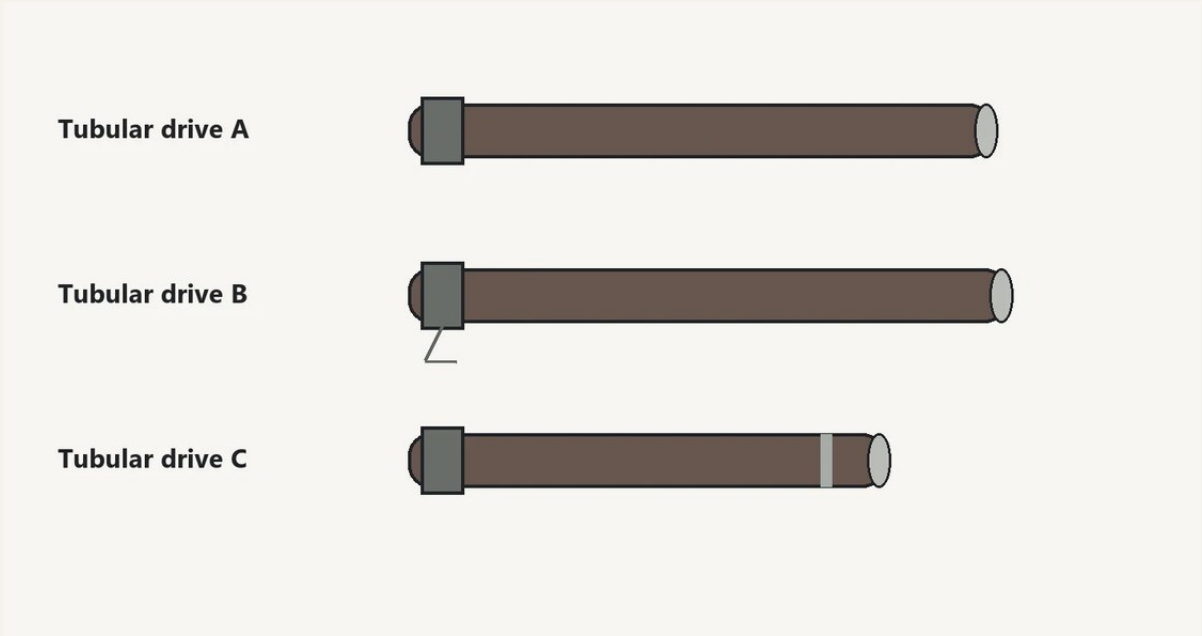

Tubular drives and access controls

GT-101

Measure a sectional opening

For a preliminary layout, send all measured widths, heights and clearances with a front photograph. Final fabrication follows the approved opening and track drawings.

Measure clear width at top, middle and bottom. Measure clear height at left, center and right. Record every value and the largest width and height.

Measure headroom at left, center and right. Measure both side clearances at top, middle and bottom. Use the smallest headroom and each side's smallest clearance.

For the reference layout, allow at least 200 mm headroom, 100 mm clear at each side and backroom equal to door height plus 800 mm. Obstructions or alternate tracks change these figures.

Keep header and jamb mounting surfaces on one plane. Note any beams, pipes or services that interrupt the track or operator.

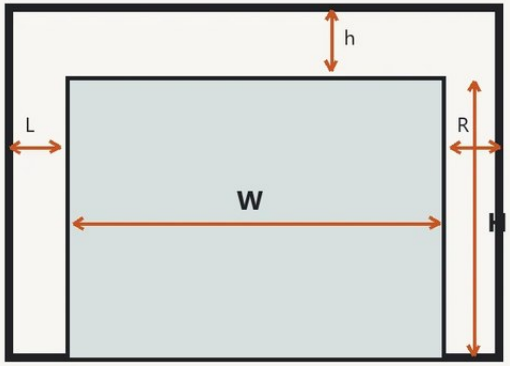

Opening and clearances

W Clear opening width

H Clear opening height

h Clear headroom

L Left sideroom

R Right sideroom

D Clear garage depth

Opening measurements and track layouts

GT-102

Exposed-frame sectional track

The 40 mm glazed section runs through a curved track to an overhead horizontal position.

The reference layout shows a torsion spring and shaft, cable drums, rollers, center and end hinges, brackets and a bottom seal.

A ceiling rail drives the opening through the operator arm. Show backroom and the manual-release position on the project layout.

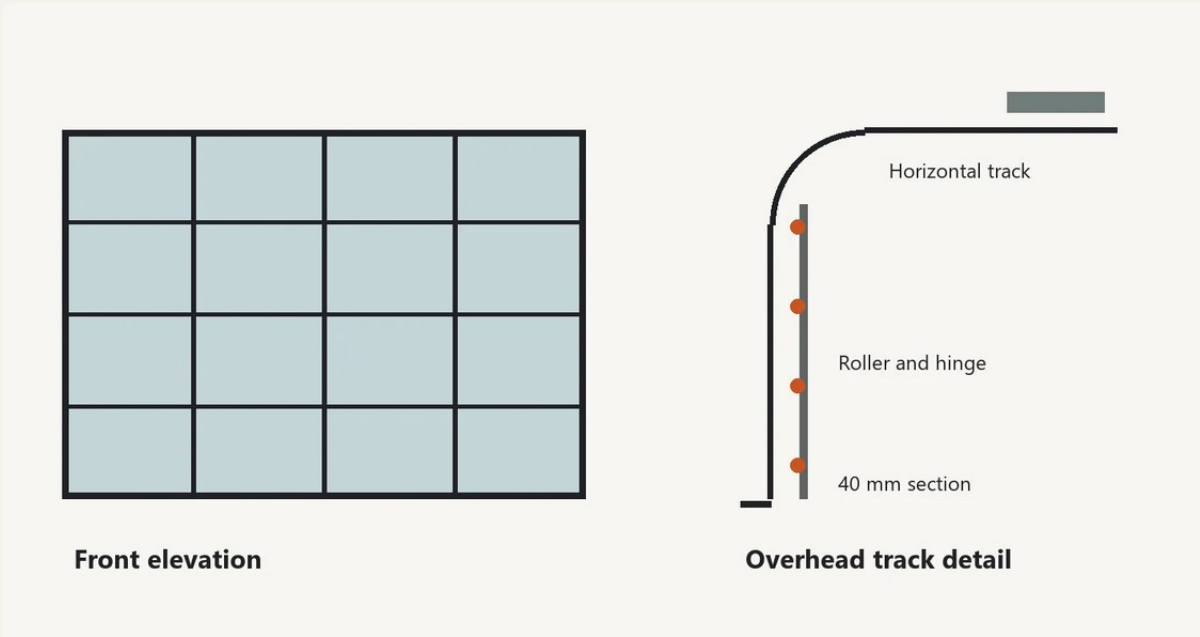

Front elevation

Overhead track detail

contact@streamlinedsupplies.com (503) 766-8120 www.streamlinedsupplies.com

GT-103

Hidden-frame sectional track

The illustrated hidden-frame door uses a 60 mm section with rear reinforcement and an overhead opener.

An industrial torsion spring, extended roller, steel lift cable and bottom seal appear in the reference design.

Specify finished opening, support conditions, available headroom and the selected glazing.

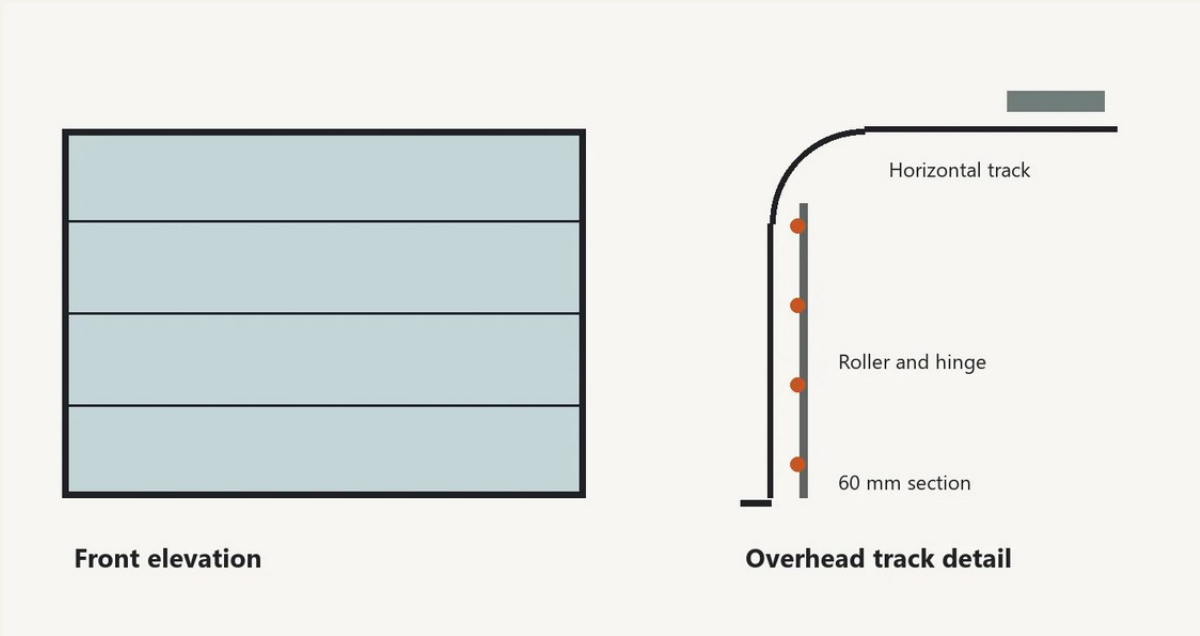

Opening measurements and track layouts

GT-104

Rolling curtain installation

The curtain winds around a barrel in the head box and travels within two side guides.

The reference drawing pairs an 80-series double-rib curtain with 90-series guides and a flat bottom bar.

Coordinate finished opening width, clear height, side guide width, barrel length, enclosure depth and motor location.



Front elevation

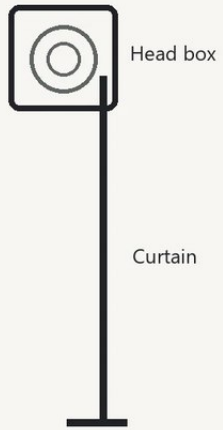

Roll and side guide

Opening measurements and track layouts

GT-105

Sectional operator and suspension

The coordinated sectional assembly includes vertical and horizontal tracks, suspension brackets, rollers, a torsion shaft and lift cables.

The operator rail connects to the top section through an arm and a reinforced bracket.

The source assembly also shows a wall console, emergency release handle, center bearings and end bearings. Final selections depend on panel weight, travel and site structure.

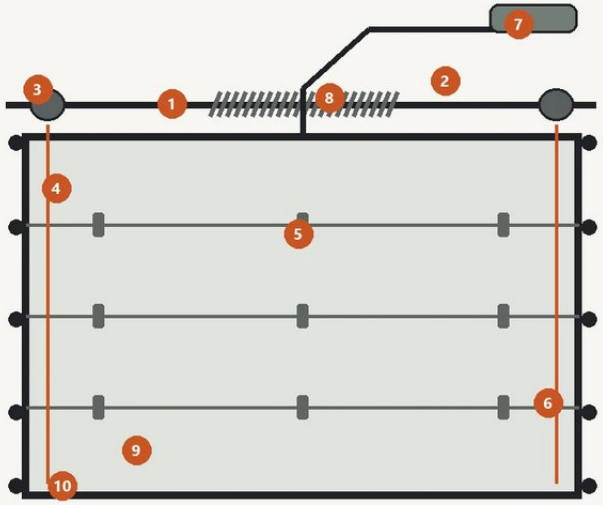

Interior elevation

01 Torsion shaft
02 Torsion spring and supports
03 Cable drum and bearing
04 Lift cable
05 Center hinge
06 Side hinge and roller
07 Overhead operator
08 Operator arm and bracket
09 Sectional panel
10 Bottom bracket and roller

Opening measurements and track layouts

A custom option for your project.

Start with a catalog reference or send your own elevation. Include opening dimensions, quantities, finish preferences, hardware and the jobsite city. Our team will review the configuration with you and prepare project-specific pricing.

PROJECT INQUIRIES

contact@streamlinedsupplies.com

(503) 766-8120

www.streamlinedsupplies.com

OFFICES

Portland, Oregon

Seattle, Washington

Atlanta, Georgia

Orlando, Florida

Kansas City

Streamlined Supplies LLC